












Safe Use Checklist – Numatic Tub Vacuum





Before Use

-  Check cable & plug for damage
-  Ensure dust bag & filters fitted correctly
-  Do not use if any defects found
-  Confirm PAT test is in date

While in Use

-  Plug into nearest socket – do not overstretch cable
-  Keep cable tidy to avoid trip hazards
-  Do not vacuum liquids, hot materials, or hazardous substances
-  Keep hands, hair, and loose clothing clear of suction inlet
-  Never leave machine running unattended

After Use

-  Switch off & unplug at the socket (not by pulling cable)
-  Wrap cable neatly (no tight bends)
-  Empty/replace bag if 80% full
-  Wipe down machine exterior

- 🏠 Store safely in a dry, secure place

Manual Handling

- 📦 Use correct lifting technique (bend knees, straight back)
- 🚫 Do not drag vacuum up stairs – use carry handles, don't have the vacuum at the top of the stairs when vacuuming stairs, keep it next to you with one hand on it at all times

Maintenance

- 🛠️ Clean/replace filters as required
- 📅 Report & tag faulty equipment immediately
- 📅 Ensure annual PAT testing is completed

🚨 Emergency

- Electric shock – switch off power, seek help immediately
- Fire – unplug, use CO₂/dry powder extinguisher if safe
- Trips/falls – give first aid & report

⚠️ Golden Rules:

- ✓ Never use damaged equipment
- ✓ Always unplug before inspection/cleaning
- ✓ Keep cables & work area safe
- ✓ Report faults immediately